


## LT SOLAR SERIES BATTERY

The Solar series is designed for frequent cyclic charge and discharge applications under extreme environments. By combining the newly developed Nano Gel electrolyte with high density paste, the Solar range offers high recharge efficiency at very low charge current. The acid stratification is highly reduced by adding Nano Gel.

This series is suited for energy storage for renewable energies such as PV, wind turbine power systems and CATV.



### TECHNICAL SPECIFICATIONS

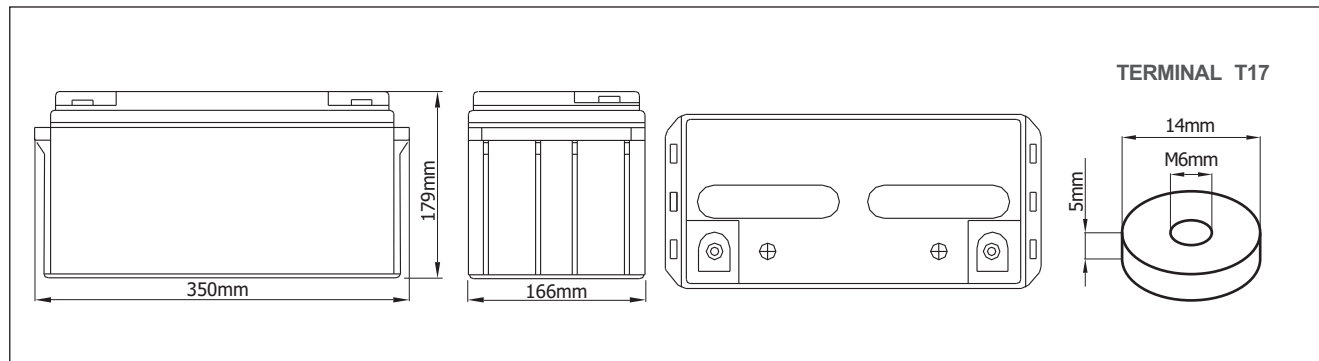
Nominal Voltage (V)	12 (6 cells per unit)
Designed Floating Life (20°C)	12 Years
Nominal Capacity (20°C)	65 Ah @ 10HR-rate (to 1.80Vpc)
Dimension (mm)	L350mm x W166mm x H179mm
Approx. Weight	21.0 kg (47.4 lbs)
Terminal Type	Female Copper Insert M6 (torque:6~7N.m)
Internal Resistance	Approx. 0.006 Ohm (fully charged @ 20°C)
Max. Charge Current	16A
Max. Discharge Current (5S)	650 A
Short Circuit Current	2000 A
Self Discharge	Approx. 3% per month @ 20°C
Ambient Temperature	Discharge: -25~65°C Charge: -25~60°C Storage: -25~45°C
Float Charge Voltage (20~25°C)	13.6-13.8V (-3mV/ cell/ °C)
Equalize and cycle Use Charge Voltage (20~25°C)	14.4-14.8V (-5mV/ cell / °C)
Container Material	ABS (UL94-V0 optional)



#### Complied standards

- IEC 60896-21/22 ▪
- IEC 61427 ▪
- UL1989
- JIS C8704
- GB/T19639

### BATTERY DIMENSIONS



### BATTERY DISCHARGE TABLE

Constant Current Discharge Characteristics: Amps (25°C)										
F.V/Time	30min	1h	2h	3h	4h	5h	8h	10h	20h	
1.70V	67.3	41.8	24.7	18.0	14.3	12.0	8.14	6.72	3.54	
1.75V	65.0	40.9	24.3	17.7	14.2	11.8	8.03	6.63	3.48	
1.80V	62.1	39.6	23.8	17.4	13.9	11.5	7.84	6.50	3.41	
1.85V	58.6	37.9	22.9	16.8	13.5	11.3	7.67	6.33	3.33	

Constant Power Discharge Characteristics: W/cell (25°C)										
F.V/Time	30min	1h	2h	3h	4h	5h	8h	10h	20h	
1.70V	126	78.9	47.1	34.4	27.6	23.1	15.9	13.1	6.99	
1.75V	123	77.9	46.7	34.2	27.5	23.0	15.8	13.0	6.89	
1.80V	118	76.0	46.1	33.8	27.1	22.6	15.5	12.9	6.81	
1.85V	113	73.5	44.7	33.0	26.5	22.3	15.3	12.7	6.70	

### PARAMETERS FOR SOLAR & WIND APPLICATIONS

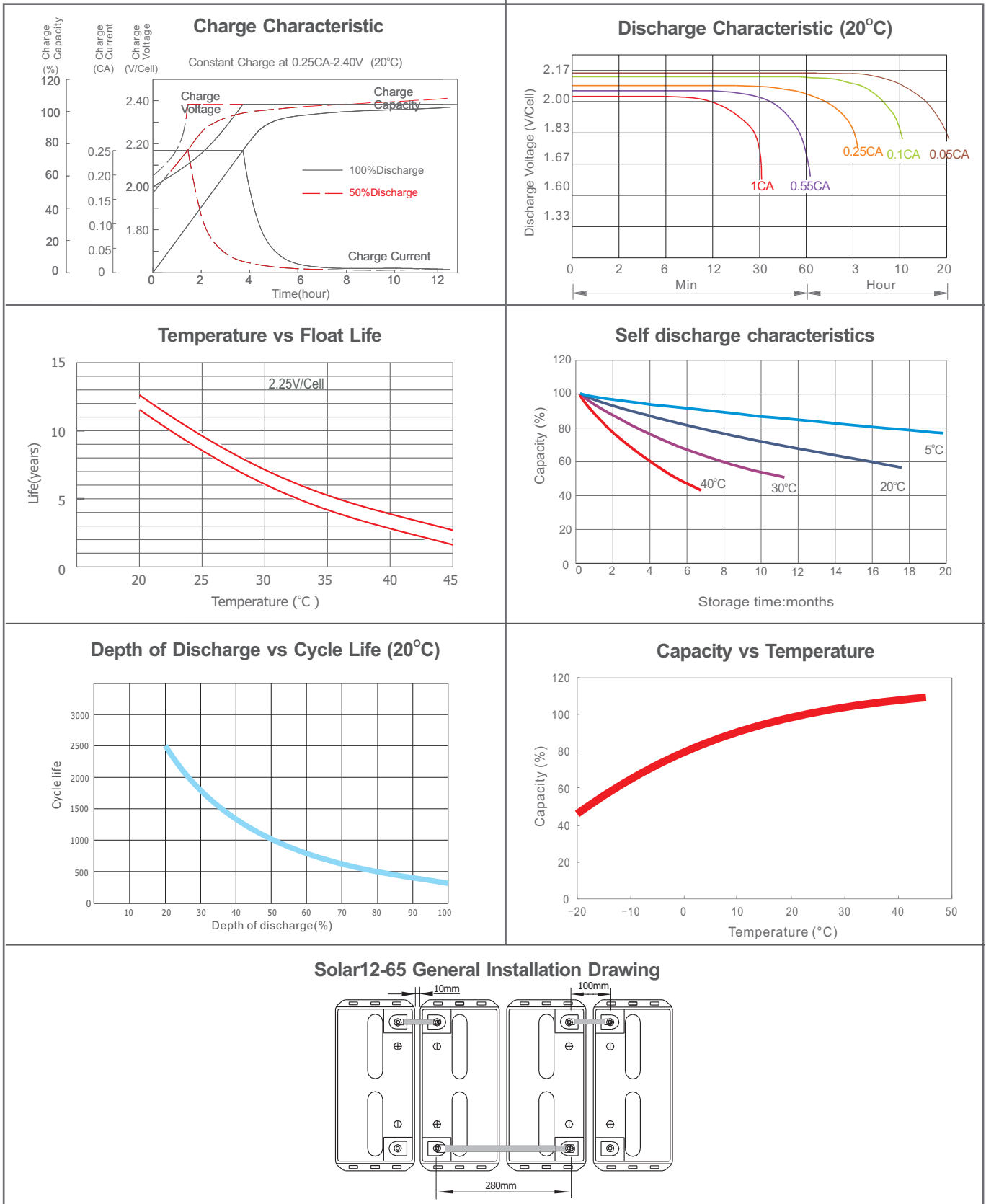
#### Long time discharge capacity for Solar & Wind applications

Capacity	C <sub>24</sub> (Ah)	C <sub>48</sub> (Ah)	C <sub>72</sub> (Ah)	C <sub>100</sub> (Ah)	C <sub>120</sub> (Ah)
Solar12-65	69.6	73.5	75.4	78.7	81.3
Final Voltage	1.85V				

#### Solar & Wind applications parameters settings

Over voltage disconnect:	2.45±0.01V/cell @ 20~25°C
Regulation/equalize voltage:	2.40±0.01V/cell @ 20~25°C
Array reconnection voltage:	2.25±0.005V/cell @ 20~25°C
Float voltage setting:	2.27±0.005V/cell @ 20~25°C
Low voltage alarm voltage:	1.95±0.005V/cell @ 20~25°C
Low voltage disconnect:	1.90±0.005V/cell @ 20~25°C
Load reconnect voltage:	2.09±0.01V/cell @ 20~25°C
Temp. compensate coefficient:	-5mV/cell/°C

## CHARACTERISTICS



### FINAL VOLTAGE SETTINGS RECOMMENDED ACCORDING TO THE DISCHARGE CURRENT

Discharge Current I (A)	$I \leq 0.08C$	$0.08C \leq I < 0.2C$	$0.2C \leq I < 0.6C$	$0.6C \leq I < 1.0C$	$I \geq 1.0C$
Final of Voltage	$\geq 1.85V/pc$	$\geq 1.80V/pc$	$\geq 1.75V/pc$	$\geq 1.70V/pc$	$\geq 1.60V/pc$